


Taxidermy MAY JUNE 2006 TODAY

THE WORLD'S FOREMOST TAXIDERMY MAGAZINE




*Ruddy Duck
by
Brad Laaker*

A Massive Amount of Workforce that fits in your HAND!



A WIZARD OF A TOOL!




MERLIN

I was asked to test a tool called “Merlin” that’s produced by King Arthur’s Tools.

My staff and I worked with the tool over a period of several months experimenting on different materials with the different accessories. I found I could use Merlin for a myriad of applications in my business but I was truly amazed with what I could do with fish reproductions. Being in South Georgia and close to the Gulf, a good portion of my practice involves fish reproductions.

2" Aluminum Oxide Cutting Disc



The 2-in. cutting disc easily follows the curve of fins.



Difficult places like the narrow access between the fin and body is a simple task for the Merlin.



The cutting disc leaves only a tiny bit of flashing to sand away. A BIG time savings.



Cutting flashing to within 1/16 in. is easy, and even closer is possible if you're brave!



Precision cutting is a snap. The size and weight of the Merlin is perfect for this type work.



Cutting intricate gill and mouth areas are fast, accurate and neat.

I've never had a tool, no less a single tool, that can do what the Merlin does in preparing the reproduction. I've easily replaced two or three other tools that I was trying to make work.

Merlin is a miniature long neck angle grinder with a variety of accessories that are used to cut, shape and sand. I found the 2" Flap Disc Sander and the 2" Aluminum Oxide Cutting Disc to be my accessories of choice when working with fiberglass.

I use the 2" Aluminum Oxide Cutting Disc to remove the excess fiberglass at the seams, fins, gill and mouth area. I can take the seam down to within a sixteenth of an inch. Because of Merlin's light weight (1.5 lbs) it's very easy to control. The variable control switch allows me to regulate the speed to the condition and area that I'm working in.

Continued on page 79

MERLIN

After all the seams are removed and the required cuts are made then I change to the 2" Flap Disc Sander to smooth out the fins, seams, mouth and gill areas. The sander has a rubber backing which makes it extremely flexible and allows it to conform to the shape that I'm working with. I use it on the peak the fin by beveling it on both sides.

For fiberglass and my shop, it's perfect.

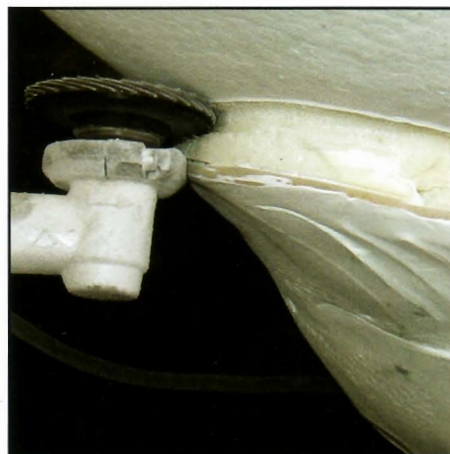
2" Flap Disc Sander



Because the sanding disc is flexible, accurately rounded edges are fast and easy to create with little to no "hand work" needed.



That last 1/16 inch of seam flashing is quick, clean and ultra smooth.



Detailing the gill area goes as fast as you can handle the machine. The Merlin cuts your prep time down to mere minutes! And that's money in your pocket!

Revolutionary Tools for Taxidermy



Merlin® is 5 uniquely different tools in one!

CUT • SCULPT • SAND • GRIND • DE-FLESH



A WIZARD OF A TOOL!

MERLIN® is a complete set that includes a lightweight, variable speed angle grinder and 5 custom 2" diameter accessories in a durable case.



DEALER INQUIRIES WELCOME

1-800-942-1300

Tools To Bring Your Vision To Reality

www.katools.com